



Oracle Services on RAC

How They Work and What
You Should Use Them For

or...

Five Things You Might Not Know





Presenter


JEREMY SCHNEIDER

jeremy.schneider@ardentperf.com


Independent Consultant in Chicago
OCP, RAC since 2002, Systems Admin
and Developer in previous lives

Likes to Swing Dance

<http://www.ardentperf.com>




[ardentperf.com](http://www.ardentperf.com)




Services

Note: Remember to get a session survey.

- What are services?
- Do you use RAC?
- Do you use services? (With or without RAC?)
- What do you hope to learn? What questions do you hope to have answered?





Five things you might not know

1. **Services are a lot more than just a connect method**
2. There are four different ways to setup services
3. Service configuration is stored in four different places
4. There are multiple layers of load balancing and connection failover
5. Services don't always do what you would expect



What is a SERVICE?

```
ARDENTSALES.LAB.ARDENTPERF.COM =  
  (DESCRIPTION =  
    (ADDRESS = (PROTOCOL = TCP)(HOST = rh4lab10)(PORT = 1521))  
    (CONNECT_DATA = (SID = ORCL))  
  )
```

```
ARDENTACCT.LAB.ARDENTPERF.COM =  
  (DESCRIPTION =  
    (ADDRESS_LIST=  
      (FAILOVER = on)  
      (LOAD_BALANCE = on)  
      (ADDRESS= (PROTOCOL = TCP)(HOST = rh4lab12)(PORT = 1521))  
      (ADDRESS= (PROTOCOL = TCP)(HOST = rh4lab13)(PORT = 1521))  
      (ADDRESS= (PROTOCOL = TCP)(HOST = rh4lab14)(PORT = 1521))  
    )  
    (CONNECT_DATA= (SERVICE_NAME = orcl.lab.ardentperf.com))  
  )
```



What is a SERVICE?

```
rh4lab12:/home/oracle[orcl]$ lsnrctl stat
```

```
[...]
```

Services Summary...

```
Service "PLSExtProc" has 1 instance(s).
```

```
Instance "PLSExtProc", status UNKNOWN, has 1 handler(s) for this service...
```

```
Service "orcl.lab.ardentperf.com" has 1 instance(s).
```

```
Instance "orcl", status READY, has 1 handler(s) for this service...
```

```
Service "orclXDB.lab.ardentperf.com" has 1 instance(s).
```

```
Instance "orcl", status READY, has 1 handler(s) for this service...
```

```
Service "orcl_XPT.lab.ardentperf.com" has 1 instance(s).
```

```
Instance "orcl", status READY, has 1 handler(s) for this service...
```

```
Service "test1.lab.ardentperf.com" has 1 instance(s).
```

```
Instance "orcl", status READY, has 1 handler(s) for this service...
```


```
Service "test2.lab.ardentperf.com" has 1 instance(s).
```

```
Instance "orcl", status READY, has 1 handler(s) for this service...
```

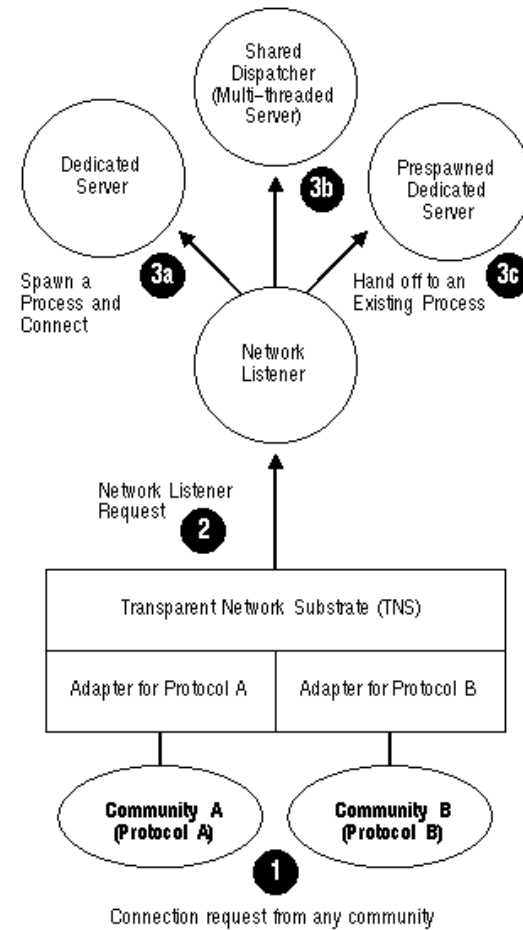
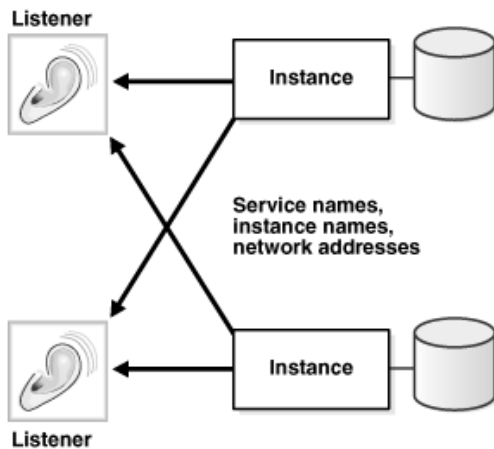
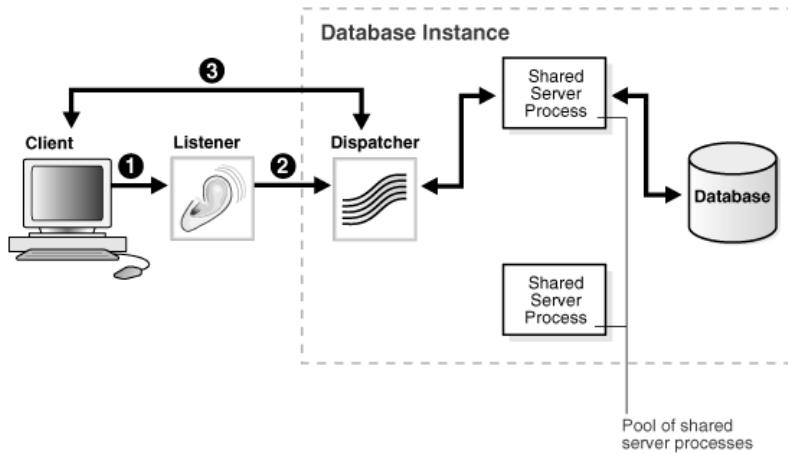
```
Service "test3.lab.ardentperf.com" has 1 instance(s).
```


```
Instance "orcl", status READY, has 1 handler(s) for this service...
```

```
The command completed successfully
```



What is a SERVICE?





More than just a connect method

Tuning and Monitoring Aid

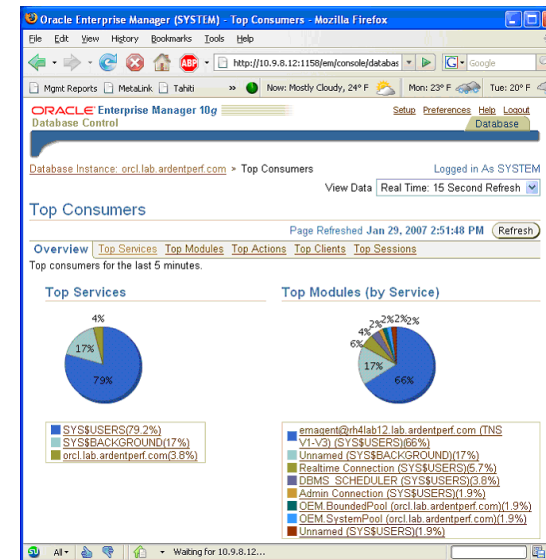
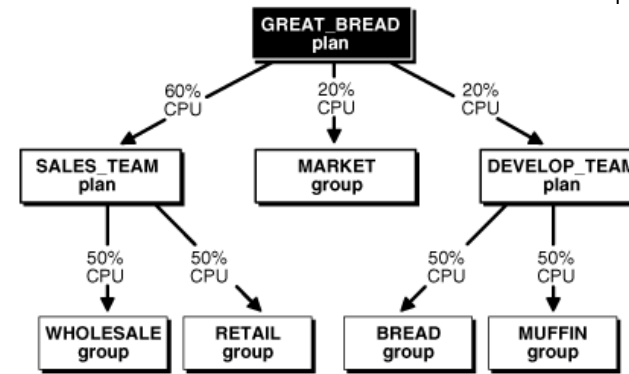
- Integration with dynamic views
- All stats automatically collected and aggregated by service
- AWR integration
- Alerts for response time thresholds

Resource Management Aid


- Consumer groups can be mapped to services, modules and actions

Job Control Aid

- Tuning, resource management
- Enable/disable jobs




Database Single System Image (SSI)



A single system image is the illusion, created by software or hardware, that a collection of computing elements is a single computing resource.

-- Gregory Pfister, [In Search of Clusters](#)

- Two key properties of SSI:
 - Every SSI has a boundary.
 - SSI can exist at different levels.
- In cluster discussions SSI usually means OS (perspective of admin).
- Services create SSI for database client.



Five things you might not know

1. Services are a lot more than just a connect method
2. **There are four different ways to setup services**
3. Service configuration is stored in four different places
4. There are multiple layers of load balancing and connection failover
5. Services don't always do what you would expect



Four ways to setup services

1. Manual for Non-RAC Databases:

- SERVICE_NAMES parameter
 - Text editor (init file)
 - SQLPlus (spfile)
- DBMS_SERVICES

2. Manual for RAC Databases:

- srvctl and DBMS_SERVICES
 - Best practice to always perform both steps.
 - Never set SERVICE_NAMES!

```
[oracle@rh4lab15 ~]$ srvctl add service -d db2rac1 \  
> -s reports -r db2rac11,db2rac12 -P basic
```

```
SQL> begin  
 2   dbms_service.create_service(  
 3     service_name=>'reports',  
 4     network_name=>'reports',  
 5     goal=>dbms_service.goal_none,  
 6     dtp=>FALSE,  
 7     aq_ha_notifications=>FALSE,  
 8     clb_goal=>dbms_service.clb_goal_long  
 9   );  
10 end;  
11 /
```

PL/SQL procedure successfully completed.

```
[oracle@rh4lab15 ~]$ srvctl start service -d db2rac1 \  
> -s reports
```

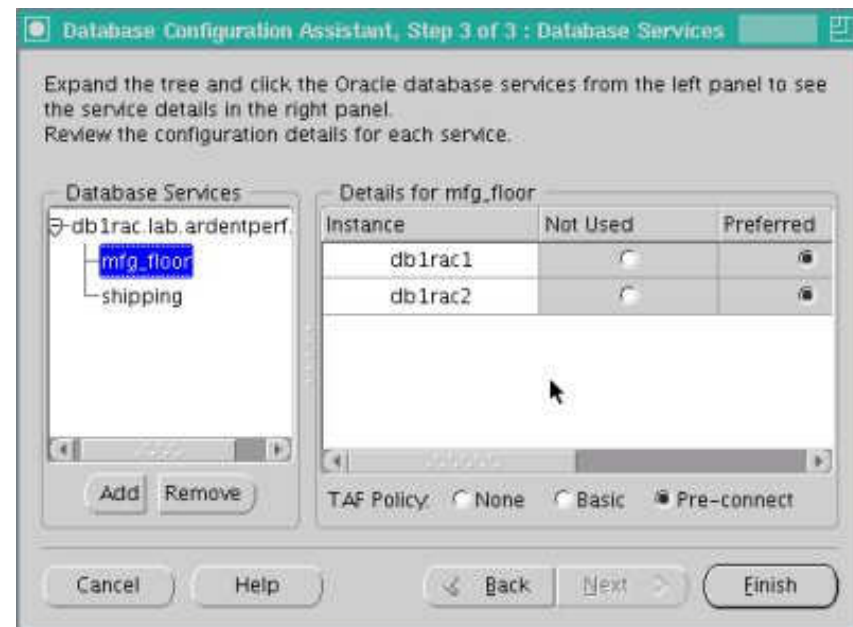
```
[oracle@rh4lab15 ~]$ lsnrctl services  
Service "reports.lab.ardentperf.com" has 2 instance(s)  
  Instance "db2rac11", status READY, has 2 handler(s)  
  Instance "db2rac12", status READY, has 1 handler(s)
```



Four ways to setup services

3. DBCA

- Final steps of database creation (number 12 of 15)
- Services management page from DBCA main menu
- No longer available in 11g!
- Maintains server's TNSNAMES.ORA
- Does not call DBMS_SERVICES





Four ways to setup services

4. Database Console/Grid Control

- Only point/click method in 11g
- Only available for RAC databases
- Much more powerful than DBCA
 - Service level thresholds
 - Consumer groups, job classes
 - Notification properties
 - Load balancing goal
 - DTP option

High Availability Configuration

Instance Name	Service Policy
db2rac11	Preferred <input type="button" value="v"/>
db2rac12	Preferred <input type="button" value="v"/>

TIP Must select at least one preferred instance.

Service Properties

Transparent Application Failover (TAF) Policy

Enable Distributed Transaction Processing

Choose this option for all Distributed transactions including XA, JTA. Services with exactly one preferred instance can enable this.

Connection Load Balancing Goal Short Long

Load balance connections based on elapsed time (Short) or number of sessions (Long).

Notification Properties

Enable Load Balancing Advisory

Service Time Throughput

Enable advisory for load balancing based on service quality.

Enable Fast Application Notification (FAN) for OCI and ODP.NET Applications

Service Threshold Levels


If thresholds are specified, alerts will be published when the service elapsed response time and/or CPU time exceed the threshold.

	Warning	Critical
Elapsed Time Threshold (milliseconds)	<input type="text"/>	<input type="text"/>
CPU Time Threshold (milliseconds)	<input type="text"/>	<input type="text"/>

Resource Management Properties

TIP To edit service associations with one or more consumer groups: [Click here.](#)


TIP To edit service associations with one or more job classes: [Click here.](#)



Five things you might not know

1. Services are a lot more than just a connect method
2. There are four different ways to setup services
3. **Service configuration is stored in four different places**
4. There are multiple layers of load balancing and connection failover
5. Services don't always do what you would expect

Where's the configuration stored?



cluster registry (ocr)

voting disk/quorum

ASM disk headers

control file

redo log

temporary tablespace

rollback/undo

datafile headers

data dictionary

workload repository (awr)

OS startup scripts (init.d)

oratab

oraInst.loc

inventory


init.ora or spfile

sqlnet.ora

listener.ora

tnsnames.ora

Where's the configuration stored?



cluster registry (ocr)

ASM disk headers

control file

datafile headers

data dictionary

workload repository (awr)

oratab


init.ora or spfile

sqlnet.ora

listener.ora

tnsnames.ora

Where's the configuration stored?



cluster registry (ocr)

ASM disk headers

control file

datafile headers

data dictionary

workload repository (awr)


oratab

init.ora or spfile

sqlnet.ora

listener.ora

tnsnames.ora



Where's the configuration stored?

- Data Dictionary
(Bulk of service configuration)
 - DBA_SERVICES
 - DBA_RSRC_GROUP_MAPPINGS
 - DBA_THRESHOLDS
 - DBA_SCHEDULER_JOB_CLASSES
- TNSNAMES.ORA
 - Server-side
 - Entries for LOCAL_LISTENER and REMOTE_LISTENER
 - Client-side
 - CONNECT_DATA
 - Special entries for PRECONNECT services
- Cluster Registry
 - Resource
 - Start/stop script
 - Dependencies
 - Restart policy
 - Stringpairs
 - Instance list
 - Preferred/available
 - Enabled/disabled
 - TAF policy
- Initialization Parameters
 - LOCAL_LISTENER
 - REMOTE_LISTENERS
 - DB_DOMAIN
 - DISPATCHERS
 - STATISTICS_LEVEL

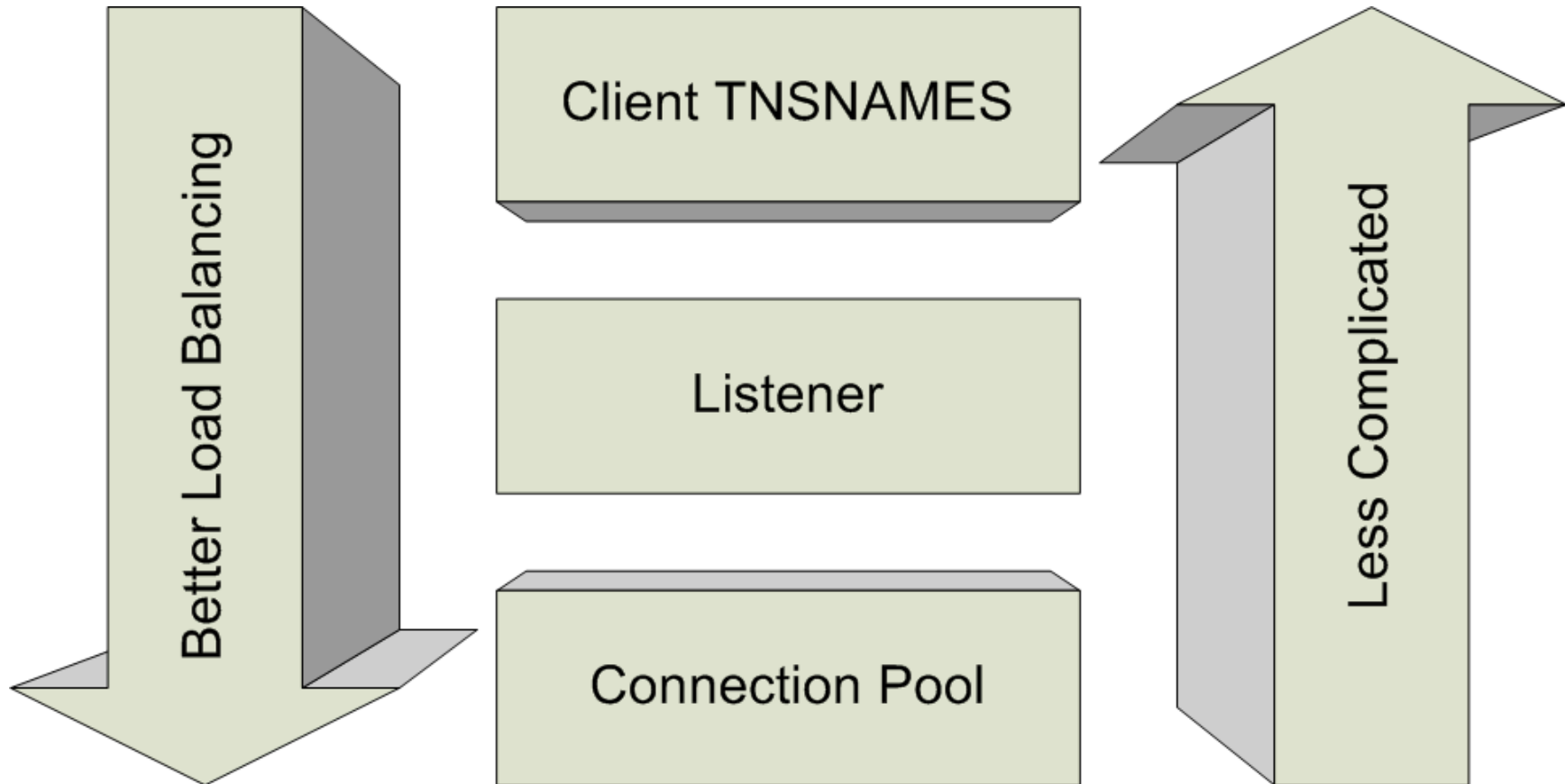


Five things you might not know

1. Services are a lot more than just a connect method
2. There are four different ways to setup services
3. Service configuration is stored in four different places
4. **There are multiple layers of load balancing and connection failover**
5. Services don't always do what you would expect

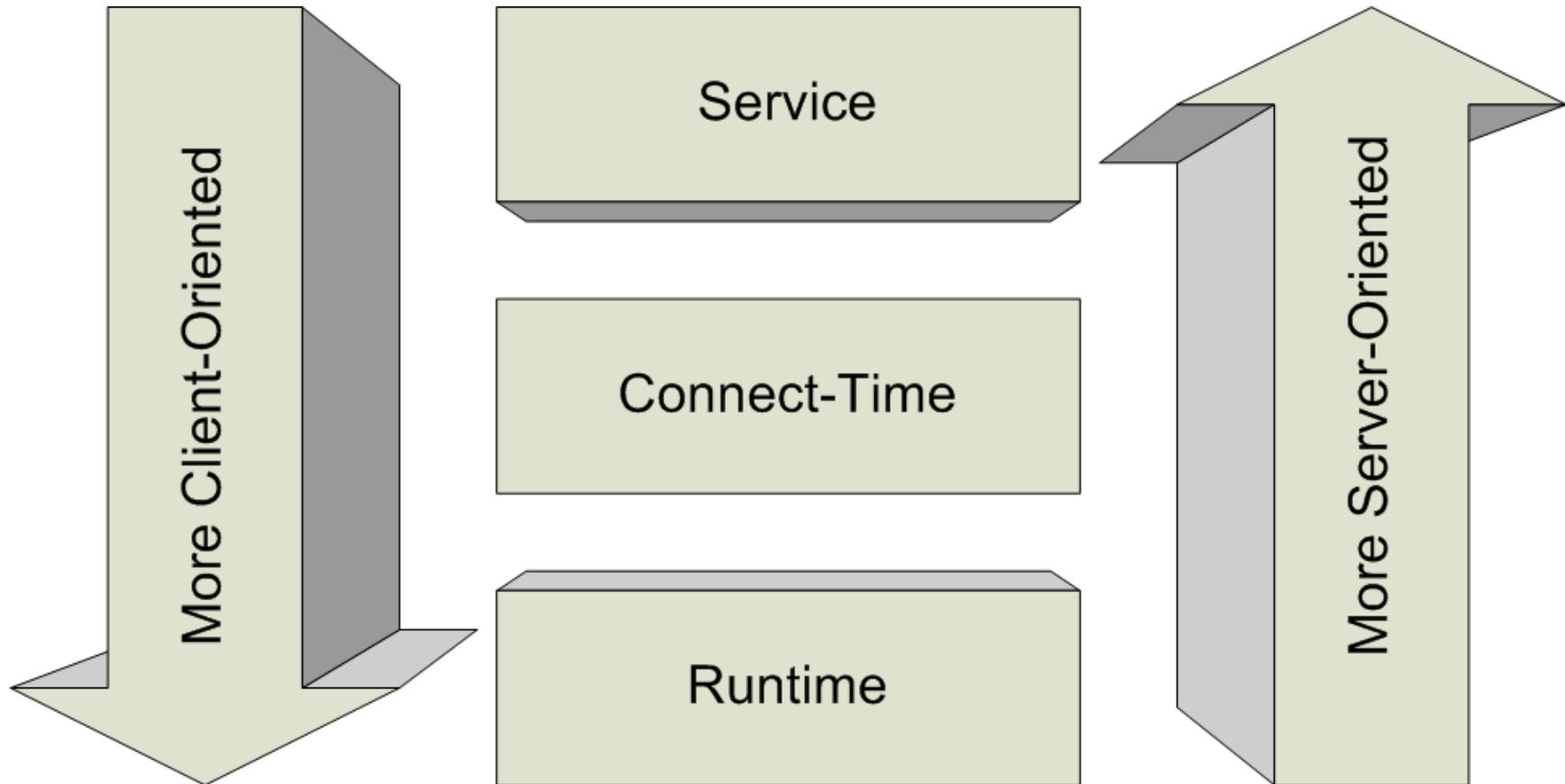



Three layers of load balancing





Three layers of connection failover






Three layers of TNSNAMES

```
ARDENTACCT.LAB.ARDENTPERF.COM =  
  (DESCRIPTION_LIST =  
    (LOAD_BALANCE = ON)  
    (FAILOVER = ON)  
    (DESCRIPTION = ... )  
    (DESCRIPTION =  
      (LOAD_BALANCE = ON)  
      (FAILOVER = ON)  
      (ADDRESS_LIST = ... )  
      (ADDRESS_LIST =  
        (LOAD_BALANCE = ON)  
        (FAILOVER = ON)  
        (ADDRESS= (PROTOCOL = TCP)(HOST = rh4lab12)(PORT = 1521))  
        (ADDRESS= (PROTOCOL = TCP)(HOST = rh4lab13)(PORT = 1521))  
      )  
      (CONNECT_DATA= (SERVICE_NAME = orcl.lab.ardentperf.com))  
    )  
  )  
)
```

“Client TNSNAMES” load balancing and “Connect-Time” failover.



Three layers of runtime failover

1. Client-Side TAF


- The original runtime failover – existed since Oracle8
- Use `FAILOVER_MODE` block in `TNSNAMES` file


2. Server-Side TAF

- New in 10g
- Attribute of service
- Overrides `TNSNAMES`

3. Fast Connection Failover

- New in 10g
- JDBC Connection Pools
- Utilizes FAN events






Five things you might not know

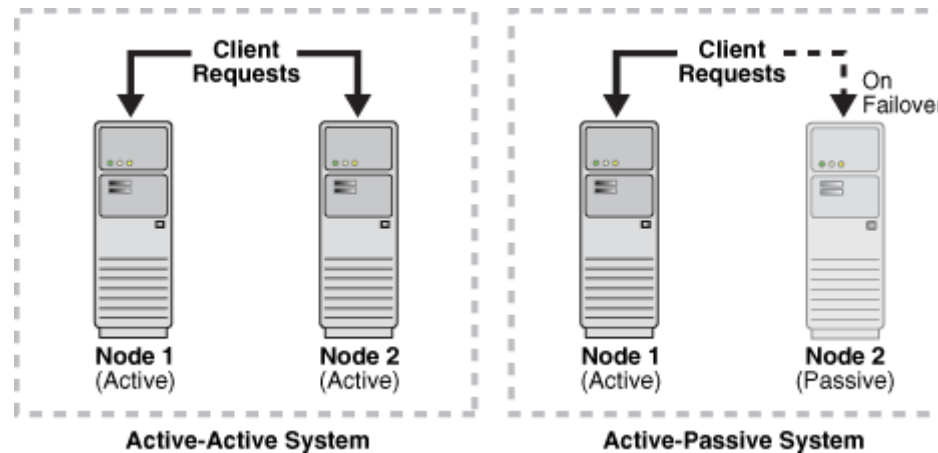
1. Services are a lot more than just a connect method
2. There are four different ways to setup services
3. Service configuration is stored in four different places
4. There are multiple layers of load balancing and connection failover
5. **Services don't always do what you would expect**

Unexpected behavior






Unexpected behavior



Preferred-Available \neq Single Node Performance

- What is an active-passive cluster?
 - Note: services obsolete `active_instance_count` for all practical purposes
- Cluster overhead impacts performance
- Caution: Partitioning different kinds of work on the same objects?
- If clustering only for HA, avoiding RAC is often better

Unexpected behavior



No Failback

- After preferred node comes back online, service will NOT automatically move back from available node.

No Auto-Start

- 10g clusterware will attempt to return services to their last-known state. If you shutdown with srvctl then the service will not start after reboot.


WARNING!

Asking your PDM to take responsibility for almost missing a deadline has caused the system to become unstable. You can wait and see if it becomes available again, or you can start your project again.

Choose from the following

- * Press any key and maybe return to Windows unscathed
- * Get on the horn and offer a lame excuse
- * Stay up all night and pray it's done before dawn
- * Press CTRL-ALT-DEL and hope for the best

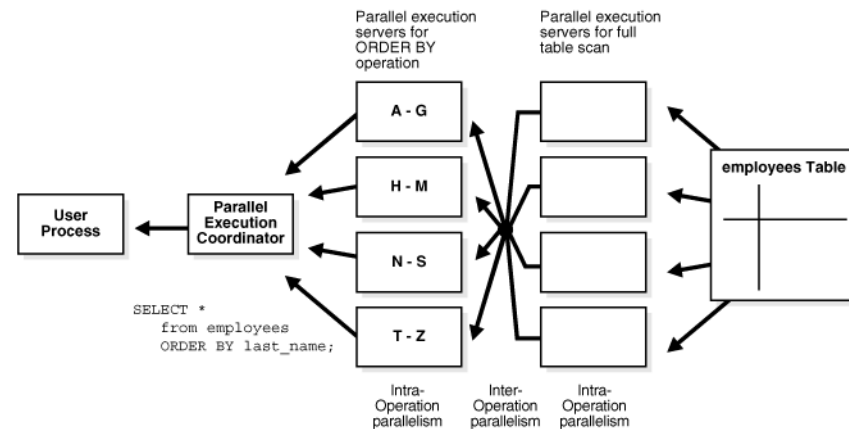
(created by Steve Bass (www.pihmg.org))




Unexpected behavior

Parallel Execution

- 10g and older versions
 - PQ slaves inherit service name
 - Slaves run on all nodes by default, ignoring PREFERRED and AVAILABLE nodes for service
 - Execution controlled through INSTANCE_GROUPS and PARALLEL_INSTANCE_GROUPS
- 11g
 - Slaves run only on nodes where service is active
 - PARALLEL_INSTANCE_GROUPS overrides default behavior






Five things you might not know

1. Services are a lot more than just a connect method
2. There are four different ways to setup services
3. Service configuration is stored in four different places
4. There are multiple layers of load balancing and connection failover
5. Services don't always do what you would expect

How do I get started?



What is a SERVICE?

A service is a logical abstraction of a single group of database clients or a single application.

Each service represents a workload with common:

- attributes
- service-level thresholds
- priorities

The grouping is based on attributes of work that might include:

- the application function to be used
- the priority of execution for the application function
- the job class to be managed
- the data range used in the application function or job class

Example Service Names


cust-portal-prod

cust-portal-bulk-load

crm-prod

development-wiki

rman-repository



Q&A

Questions, comments, suggestions?

(Also please remember to finish the surveys.)